








English correction procedure with ANTIDOTE

Steps	X
<p>1. Page layout :</p> <p>a. Insert a header <small>En-tête</small> (title) and a footer <small>Pied de page</small> (name, group, date, teacher's name) and save your work under a logical name.</p> <p>b. Ensure your text is double-spaced  and justified. </p> <p>c. The text must be in <u>12</u> points Times New Roman or Arial.</p> <p>d. Do not forget to save your work regularly. </p>	
2. Listen to your text with Word-Q.	
<p>While listening, verify :</p> <p>a. That all the words needed are present in your sentence.</p> <p>b. That your text is coherent (verb forms, connectors, etc.)</p>	
3. In the Antidote thumbnail, choose "Options d'Antidote"	
<p>a. Then, in general, select "Ouverture" and "Langue d'affichage".</p> <p>b. Choose "Anglais" in the rolling menu and click OK.</p> <p>c. Finally, the system will ask you if you would like to restart "relancer Antidote maintenant?". Select "Maintenant".</p>	  
Under CORRECTION :	
<p>4. In Language, correct all words underlined in red if need be.</p> <p>5. In Style, verify in the right side of the screen, if there are words used repeatedly and vary your vocabulary when necessary.</p>	
Under INSPECTION:	
<p>6. In Categories, verify the following :</p> <p>a. Proper nouns: Did you capitalise them?</p> <p>b. Common nouns: Did you make sure the nouns are in agreement with their determiners.</p> <p>c. Adjectives: Are there enough to illustrate what you are describing?</p> <p>d. Pronouns: Verify if you have used the proper pronouns.</p> <p>e. Verbs : Are my verbs in agreement with my pronouns?</p>	
Under CORRECTION :	
<p>7. Verify and correct any dashed underlined passages : </p> <p>a. Check your sentence structure (Ask yourself if your sentence is comprehensible) ;</p> <p>b. Check your verb form ;</p> <p>c. Check your punctuation.</p>	
When you are finished:	
<p>8. Listen to your text once again to ensure that you did not miss anything and save your work before closing your computer or printing.</p>	

The student corrected his/her work with care: yes +/- no

Signature : _____